

Features

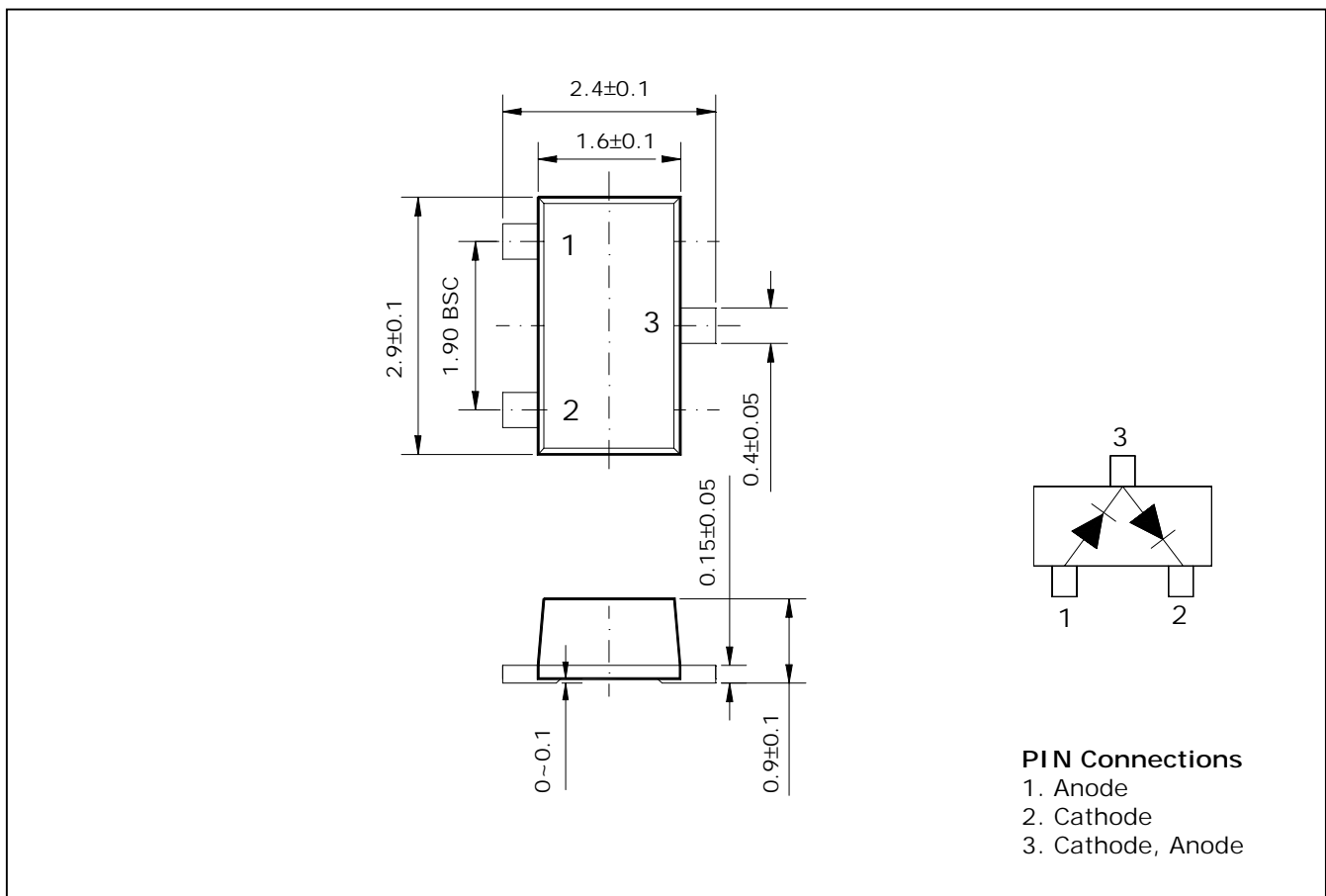
- Low capacitance : Max 0.5pF
- Low series resistance : $r_s = 3\Omega$ (Typ.) @ $I_F = 10\text{mA}$
- AGC and attenuator diode for VHF/UHF band tuner

Ordering Information

Type No.	Marking	Package Code
SDP530WM	W3M	SOT-23F

Outline Dimensions

unit : mm



Absolute maximum ratings**T_a=25°C**

Characteristic	Symbol	Ratings	Unit
Continuous reverse voltage	V _R	50	V
Forward current	I _F [*]	50	mA
Junction temperature	T _j	150	°C
Storage temperature	T _{stg}	-55 ~ 150	°C

Electrical Characteristics**T_a=25°C**

Characteristic	Symbol	Test Condition	Min.	Typ.	Max.	Unit
Reverse voltage	V _R	I _R =10μA	50	-	-	V
Reverse current	I _R	V _R =50V	-	-	0.1	μA
Forward voltage	V _F	I _F =50mA	-	0.95	-	V
Total capacitance	C _T	V _R =50V, f=1MHz	-	-	0.5	pF
Series resistance	r _S	I _F =0.1mA, f=100MHz	-	130	-	Ω
		I _F =1mA, f=100MHz	-	17	-	Ω
		I _F =10mA, f=100MHz	-	3	-	Ω

Electrical Characteristic Curves

Fig. 1 I_C-T_a

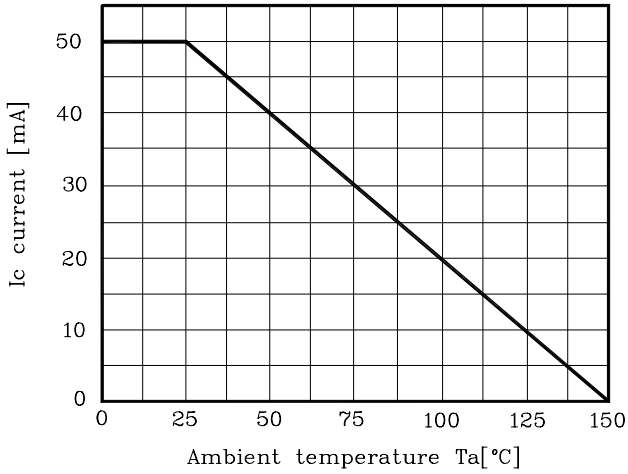


Fig. 2 I_F-V_F

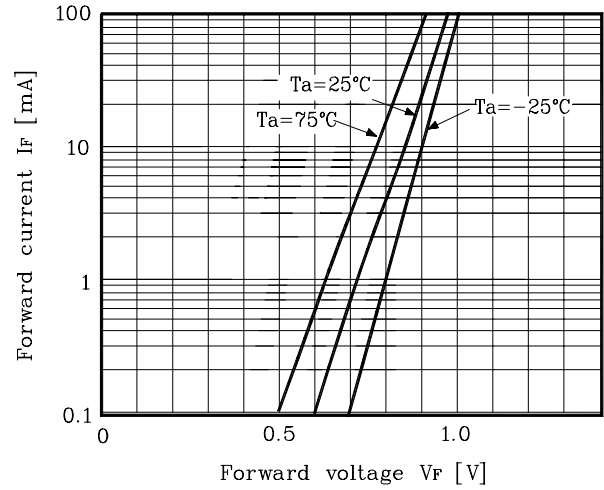


Fig. 3 C_T-V_R

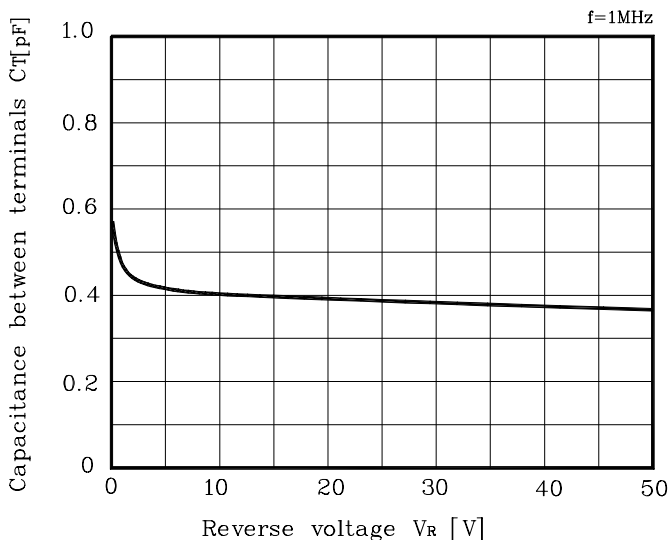


Fig. 4 r_s-I_F

